

# "rapit" damper regulators

A REAL LABOUR SAVER!

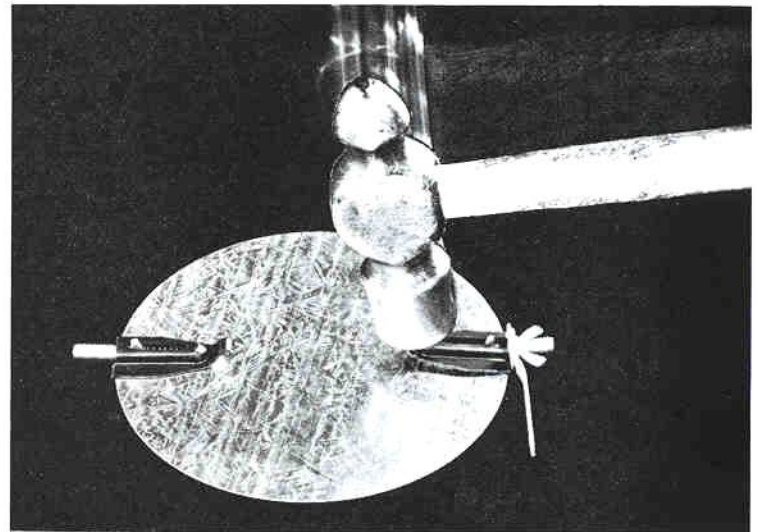
NO WELDING - NO RIVETS - NO ANVIL

SLIP IT ON THE DAMPER & "RAPIT" - That's ALL . . . NOW YOU'RE ALL SET TO INSTALL A QUALITY, RATTLE-FREE REGULATED DAMPER.

## SPECIFICATIONS:

- Ideal for Regular or Splitter Dampers.
- Regulator body is formed of heavy gauge rust-resistant galvanized steel.
- Fully retractable bearing of zinc alloy die-casting, threaded to accept 5/16 - 18 wing nut.
- Position of handle indicates damper setting.
- "Rapit" will penetrate and secure to round or rectangular damper blades up to 24 gauge.

NOTE: Not recommended for use in systems over 200°C For high temperature systems, consult Duro Dyne's Catalogue covering engineer approved Damper Regulators.




## HERE'S HOW "RAPIT" WORKS

1. Slip the bearing over the edge of the damper at the center line.



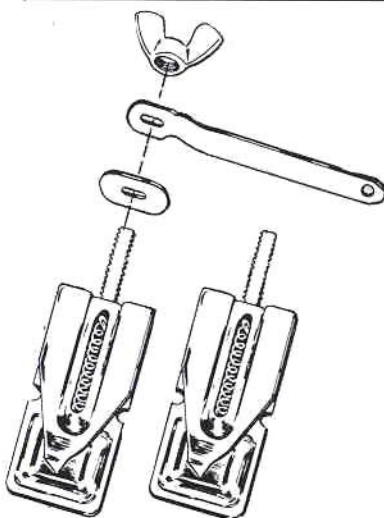
2. Lay the assembly on any firm surface, and rap the prong with a hammer. One blow drives the prong through the damper blade.



3. An anvil built into the "Rapit" bearing bends prong into correct position, tightly securing bearing to damper. Nothing else is required - No Screws! No Rivets! No Welding!

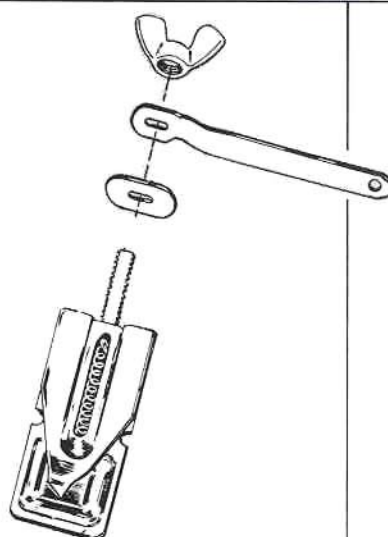


## "rapit" regulator sets and parts



**CODE NO.: RS-256**  
consists of 2 "Rapit" bearings  
1 washer, 1 handle, 1 wing  
nut.

Packed 10 sets per box  
10 Boxes per master carton



**CODE NO.: RS-156**  
consists of 1 "Rapit" bearing  
1 washer, 1 handle, 1 wing  
nut.

Packed 100 per box



**CODE NO.: RB-50**  
"Rapit" Bearing only

Packed 100 per box



**CODE NO.: RB-25T**

Economy style threaded  
"Rapit" bearing. (One piece  
galvanized stamping - no  
spring action)

Packed 100 per box

Note: RB-25T Bearing is used  
only with specially designed  
RP-1T Handle.

**DURO DYNE**